

TECHNOJET CONSULTANTS LIMITED

Registered Address:

Neville House, J. N. Heredia Marg,
Ballard Estate,
Mumbai 400 001
Telephone No: 91 2261 8071
Fax: 02267495200
CIN: L74210MH1982PLC027651

Admin Office:

C-1, Wadia International Centre,
Pandurang Budhkar Marg, Worli,
Mumbai 400 025
Telephone No: 91 22 6662 0000
Website: www.technojet.in

November 10, 2016

To,
The Secretary
Corporate Relationship Department,
BSE Limited
Floor 25, P. J. Towers,
Dalal Street, Mumbai – 400 001
BSE Scrip Code No.: 509917

Dear Sirs,


Sub: Unaudited Financial Results for the second quarter / half year ended 30th September, 2016.

Persuant to Regulation 33 of the SEBI (Listing Obligation and Disclosure Requirements) Regulation, 2015, we enclose herewith unaudited financial results for the second quarter/half year ended 30th September, 2016 along with Limited Review Report of the Statutory Auditors of the Company. The results were approved by the Board of the Directors of the Company at its Meeting held today, the 10th November, 2016.


Further, in accordance with Regulation 47(1) (b) of the Listing Regulations, 2015 the Company would be publishing Extract of Unaudited Financial Results for the second quarter/half year ended 30th September, 2016. A copy of the same is enclosed herewith.

Yours faithfully,

FOR TECHNOJET CONSULTANTS LIMITED



Hardik Shah
Company Secretary & Compliance Officer



Encl: As above

KALYANIWALLA & MISTRY LLP

CHARTERED ACCOUNTANTS

The Board of Directors
Technojet Consultants Limited
Neville House, J.N.Heredia Marg
Ballard Estate,
Mumbai 400 001.

Dear Sirs,

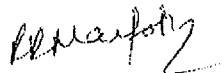
LIMITED REVIEW REPORT

We have reviewed the accompanying statement of unaudited standalone financial results of **Technojet Consultants Limited** (the "Company") for the half year ended September 30, 2016, attached herewith, prepared by the Company pursuant to Regulation 33 of SEBI (Listing Obligations and Disclosure Requirements) Regulations, 2015. These quarterly financial results have been prepared on the basis of financial statements, which are the responsibility of the Company's Management. Our responsibility is to issue a report on these financial results based on our review. The statement has been initialed by us for identification purposes.

We conducted our review in accordance with the Standard on Review Engagement (SRE) 2410, "Review of Interim Financial Information performed by the Independent Auditor of the Entity" issued by The Institute of Chartered Accountants of India. This standard requires that we plan and perform the review to obtain moderate assurance as to whether the financial statements are free of material misstatement. A review of interim financial information is limited primarily to inquiries of persons responsible for financial and accounting matters and analytical procedures applied to financial data. It is substantially less in scope than an audit conducted in accordance with the generally accepted auditing standards, the objective of which is expression of opinion regarding the financial statements taken as a whole. We have not performed an audit and accordingly, we do not express an audit opinion.

Based on our review conducted as above, nothing has come to our attention that causes us to believe that the accompanying statement of unaudited standalone financial results prepared in accordance with accounting standards specified under Section 133 of the Companies Act, 2013 read with Rule 7 of the Companies (Accounts) Rules, 2014 and other recognized accounting practices and policies has not disclosed the information required to be disclosed in terms of Regulation 33 of SEBI (Listing Obligations and Disclosure Requirements) Regulations, 2015 including the manner in which it is to be disclosed, or that it contains any material misstatement.

For Kalyaniwalla & Mistry LLP
Chartered Accountants
Registration No. 104607W/W100166



Roshni R. Marfatia
Partner
Membership No.: 106548
Mumbai: November 10, 2016



TECHNOJET CONSULTANTS LIMITED

Neville House, J. N. Heredia Marg, Ballard Estate, Mumbai-400 001

CIN: L74210MH1982PLC027851 www.technojet.in

UNAUDITED FINANCIAL RESULTS FOR THE QUARTER / HALF YEAR ENDED 30TH SEPTEMBER, 2016

(Rs. in Lacs)

	PARTICULARS	(1)	(2)	(3)	(4)	(5)	(6)
		Quarter Ended	Quarter Ended	Quarter Ended	Half Year Ended	Half Year Ended	Year Ended
		30.09.2016 (Unaudited)	30.06.2016 (Unaudited)	30.09.2015 (Unaudited)	30.09.2016 (Unaudited)	30.09.2015 (Unaudited)	31.03.2016 (Audited)
1	Income from operations (a) Net sales/income from operations (Net of excise duty) (b) Other operating income Total income from operations (net)	-	-	-	-	-	-
2	Expenses (a) Cost of materials consumed (b) Purchase of stock-in-trade (c) Change in inventories of finished goods, work-in-progress and stock-in-trade (d) Employee benefits expense (e) Depreciation and amortisation expenses (f) Other expenses Total expenses	- - - 1.56 1.46 3.02	- - - 1.07 0.24 1.92 3.23	- - - 1.10 0.04 1.56 2.70	- - - 2.63 0.24 3.38 6.25	- - - 2.21 0.04 3.08 5.33	- - - 4.42 0.07 15.30 19.88
3	Profit/(Loss) from operations before other income, finance costs and exceptional items (1-2)	(3.02)	(3.23)	(2.70)	(6.25)	(5.33)	(19.88)
4	Other Income	1.51	1.55	0.81	3.00	1.64	23.54
5	Profit / (Loss) from ordinary activities before finance costs and exceptional items (3+4)	(1.51)	(1.68)	(1.89)	(3.10)	(3.69)	3.66
6	Finance costs	-	-	-	-	-	-
7	Profit / (Loss) from ordinary activities after finance costs but before exceptional items (5-6)	(1.51)	(1.68)	(1.89)	(3.10)	(3.69)	3.66
8	Exceptional items	-	-	-	-	-	-
9	Profit/(Loss) from ordinary activities before tax (7-8)	(1.51)	(1.68)	(1.89)	(3.10)	(3.69)	3.66
10	Tax expense - Current tax	-	-	-	-	-	0.75
11	Net Profit/(Loss) from ordinary activities after tax (9-10)	(1.51)	(1.68)	(1.89)	(3.10)	(3.69)	2.91
12	Extraordinary items (net of tax expense)	-	-	-	-	-	-
13	Net Profit/ (Loss) for the period (11-12)	(1.51)	(1.68)	(1.89)	(3.10)	(3.69)	2.91
14	Paid up equity share capital (Face value Rs.10 per share)	20.00	20.00	20.00	20.00	20.00	20.00
15	Reserves excluding revaluation reserves	-	-	-	-	-	70.58
16	Earnings per share (before extraordinary items) Basic (Rs.) Diluted (Rs.)	(0.76) (0.76)	(0.84) (0.84)	(0.95) (0.95)	(1.60) (1.60)	(1.85) (1.85)	1.46 1.48
16.1	Earnings per share (after extraordinary items) Basic (Rs.) Diluted (Rs.)	(0.76) (0.76)	(0.84) (0.84)	(0.95) (0.95)	(1.60) (1.60)	(1.85) (1.85)	1.46 1.46

1 The above results were reviewed by the Audit Committee and subsequently approved by the Board of Directors at their meeting held on 10th November, 2016. The Statutory Auditors have carried out a limited review of these results pursuant to Regulation 33 of the SEBI (Listing Obligations and Disclosure Requirements) Regulations, 2015

2 The Company has only one business segment, hence segmental reporting is not required.

3 The suspension in trading of equity shares of the Company has been revoked w.e.f. June 06, 2016 and promoter shareholding released from lock in w.e.f. October 01, 2016.

4 Figures for the previous periods have been regrouped / restated, wherever necessary.



Mumbai, 10th November, 2016

For Technojet Consultants Limited

J.C. Bham

J.C. Bham
Chairman
(DIN 02896038)

TECHNOJET CONSULTANTS LIMITED
 Neville House, J. N. Heredia Marg, Ballard Estate, Mumbai 400 001
 CIN: L74210MH1982PLC027651 www.technojet.in

STATEMENT OF ASSETS AND LIABILITIES AS AT 30TH SEPTEMBER 2016

(Rs.in Lacs)

Particulars	As at	
	Sept. 30, 2016 Unaudited	March 31, 2016 Audited
A EQUITY AND LIABILITIES		
1 Shareholders' Funds		
(a) Share capital	20.00	20.00
(b) Reserves and Surplus	67.39	70.58
(c) Money received against share warrants	-	-
Sub Total	87.39	90.58
2 Non-current liabilities		
(a) Long-term borrowings	-	-
(b) Other long-term liabilities	-	-
(c) Long-term provisions	-	-
Sub Total	-	-
3 Current liabilities		
(a) Short term borrowings	-	-
(b) Trade payables	-	-
(c) Other current liabilities	3.20	1.02
(d) Short-term provisions	-	-
Sub Total	3.20	1.02
TOTAL-EQUITY AND LIABILITIES	90.59	91.60
B ASSETS		
1 Non-current assets		
(a) Fixed assets - Tangible	0.70	0.94
(b) Non-current investments	0.12	0.12
(c) Long-term loans and advances	-	-
Sub Total	0.82	1.06
2 Current assets		
(a) Current Investments	38.00	-
(b) Inventories	-	-
(c) Trade receivables	-	-
(d) Cash and cash equivalents	48.08	88.68
(e) Short-term loans and advances	3.61	1.76
(f) Other current assets	0.08	0.10
Sub Total	89.77	90.54
TOTAL-ASSETS	90.59	91.60

For Technojet Consultants Limited

J.C. Bham

J.C. Bham
Director



Mumbai, September 10, 2016